



Second Step Model School Program-Update

Safety Committee, LAUSD Board of Education May 22, 2008

Dr. Lori Vollandt, Coordinator
Health Education Programs

Karen Sorensen, Safe Schools Facilitator

Dr. Chris Lund, Principal, Kennedy El.

John Sayers, Principal, Griffith-Joyner El

Nieves Rascon, Assist. Principal



Health Education Programs Student Health and Human Services

Title IV

Safe and Drug Free Schools

Title IV




- No Child Left Behind
- LEA Single Plan for Student Achievement
- Discipline Policy
- Coordinated Safe and Healthy Plan
- Coordinated School Health
- CPM



Support Schools with Nordstrom's Customer Service

- Local District Advisors
- Dedicated funding, provide curriculum
- Professional development
- School Site Support through team teaching and coaching
- Dedicated staff for Second Step Program
- Collaboration with other divisions

Teaching Social-Emotional Skills





Creating Safety in Our Schools

- “Trying to create a safe school climate without teaching students social-emotional skills is like trying to educate our students without teaching them to read.”

Kevin Dwyer

School Psychologist

National Expert on School Safety



Results of Social-emotional Curriculums

- Score an average of 11 %ile points higher on academic achievement tests
- Higher attendance
- Fewer suspensions, less disruptive behavior
- Classroom behavior more constructive

Second Step

Skill Based Program: PreK-8

Based on research showing that people who engage in child abuse, domestic violence, and other kinds of criminal behavior lack the following skills:

- Empathy
- Impulse Control
- Problem-solving
- Anger Management

15-25 lessons per year, 30-60 min. each



Most Effective Program for Preventing Violent Behavior

- *Second Step* **“was recently rated as the number one program for ensuring school safety by a blue ribbon panel of the U.S. Department of Education.”**

Walker, et al, *American Educator*, 2003-04.



Results of Second Step

- 50-75% fewer office referrals
- 50-95% fewer suspensions
- 40% less teacher time mediating conflicts
- 95% reduction in fighting after 5 years
- 90% reduction in weapons offenses at middle school level



Oakland Unified School District 1999-2004

- 69% fewer suspensions for fighting in Second Step Schools
- 59% fewer days lost in suspension
- 53% fewer overall suspensions
- 2% higher attendance



Second Step Model School Program

- Focus: Teaching social-emotional skills
- Common conflict resolution language
- All stakeholders trained
- Other school safety programs encouraged
- Health Education Programs/Mental Health Collaboration



Model School Elements

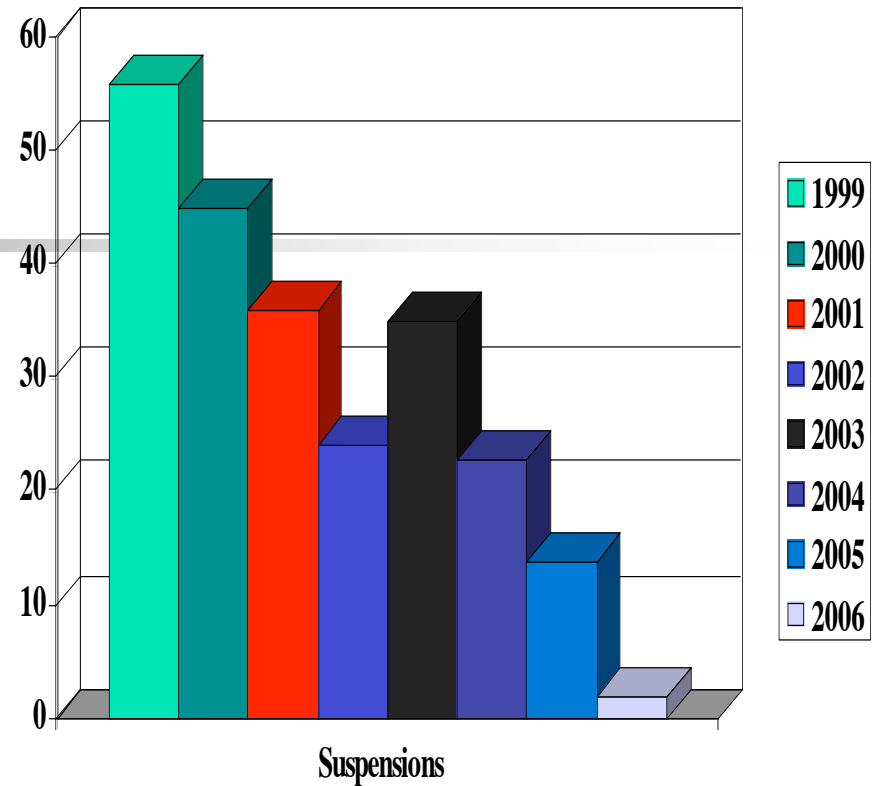
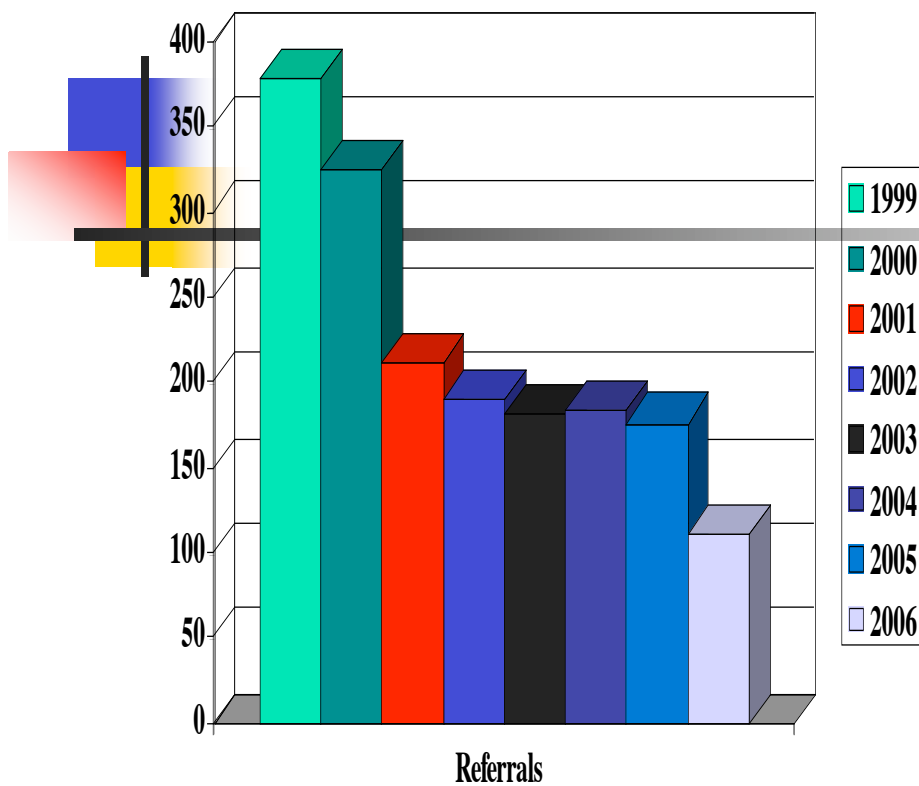
- Principal commitment
- Out-of-classroom program manager
- Data Collection
- Collaboration between administrators, mental health/nursing professionals, teachers, parents



Second Step Schoolwide Implementation: 8 years

Kennedy Elementary School
Dr. Chris Lund, Principal

Kennedy Elementary Student Behavior Results



Second Step implementation-2000



Second Step Schoolwide Implementation: 3 years

Griffith-Joyner Elementary

John Sayer, Principal

Nieves Rascon, Assist. Principal

Second Step Model School Data Collection Griffith-Joyner Elementary

	Baseline data (Year prior to Implementing School wide): 2004-05	Training Year Implementing School wide 2005-06	1 st Year Implementing School wide 2006-07	2 nd Year Implementing School wide 2007-08	3rd Year Implementing School wide 2008-09	4 th Year Implementing School wide 2009-10
Number of Office Referrals:	559 For 3 mos. 3/17/05 – 6/23/05	499 For 10 mos.	347 For 10 mos.	176 For 9 mos. 9/6/07 – 5/8/08		
# of Suspensions: 1. School 2. Classroom 3. Yard TOTAL: _____	1. 149 (10 mos) 2. 0 3. 0 TOTAL: 149	1. 73 2. 0 3. 0 TOTAL: 73	1. 75 2. 0 3. 0 TOTAL: 75	1. 45 2. 1 3. 0 TOTAL: 45	1. 2. 3. TOTAL:	1. 2. 3. TOTAL:
Number of: 1. Physical Aggression Incidents 2. Verbal Aggression 3. Disruptive Behavior 4. Other	1. 232 (3 mos) 2. 113 3. 176 4. 109 TOTAL: 630	1. 177 2. 40 3. 105 4. 196 TOTAL: 518	1. 138 2. 51 3. 76 4. 110 TOTAL: 375	1. 81 2. 28 3. 104 4. 17 TOTAL: 230	1. 2. 3. 4. TOTAL:	1. 2. 3. 4. TOTAL:
Percentage of Attendance:	93.75 (10 mos)	95.06 (10 mos)	95.28 (10 mos)	95.93 (9 mos)		
Enrollment	1064 students	1042	1023	973		



The Future for our Children

- “It is absolutely essential to teach our kids to read. If a kid can read, he or she can get a job. But, if a kid can’t behave, he or she can’t keep a job.”

Kevin Dwyer

School Psychologist

National Expert on School Safety



Vision

- All students in LAUSD are systematically taught social-emotional skills PreK-12
- Full scale implementation of discipline policy
- Steady reduction in referrals, suspensions, and fighting with steady increase in attendance and achievement
- LAUSD becomes the model urban school district in creating safety on school campuses



The Possibilities

- Halting the generational cycle of violence in our communities
- A new generation of children parented by those who have had systematic social-emotional skills training
- Vastly accelerating the learning process for this new generation
- Our students and their offspring creating communities with a new, safe way of living, working, and loving



Health Education Programs

- Dr. Lori Vollandt, Coordinator
213-241-3508
- Karen Sorensen, Safe and Healthy
Schools Facilitator
213-241-3521